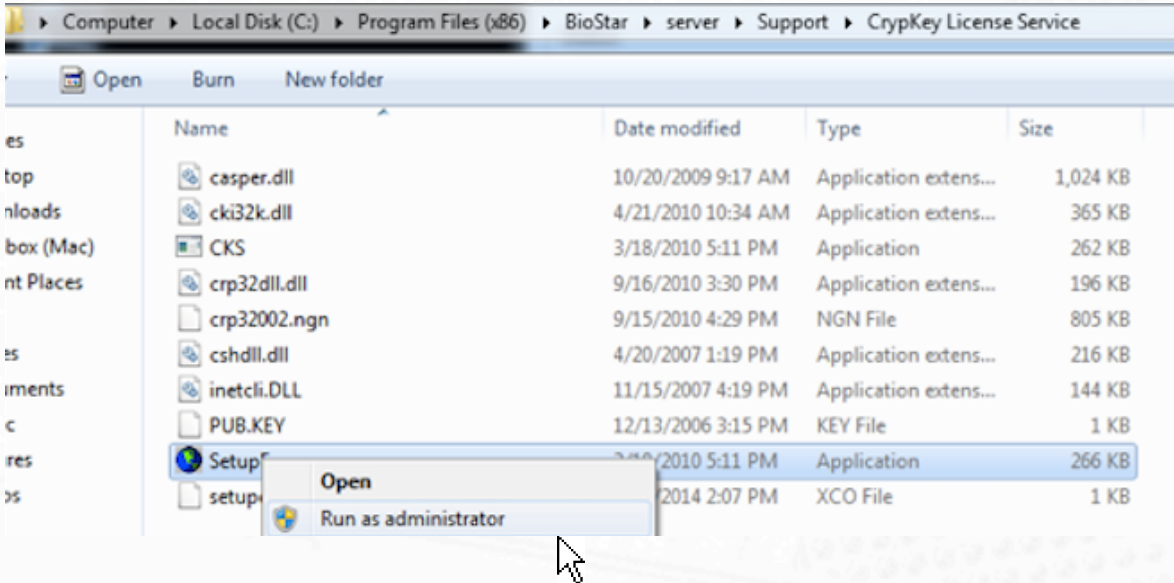


CrypKey License for BioStar

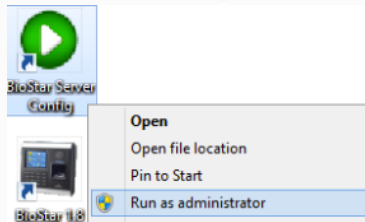
Run CrypKey License

Run CrypKey License setup file as an administrator by right clicking on the file and selecting run as administrator. (Note: This applies even when logged in as an administrator)



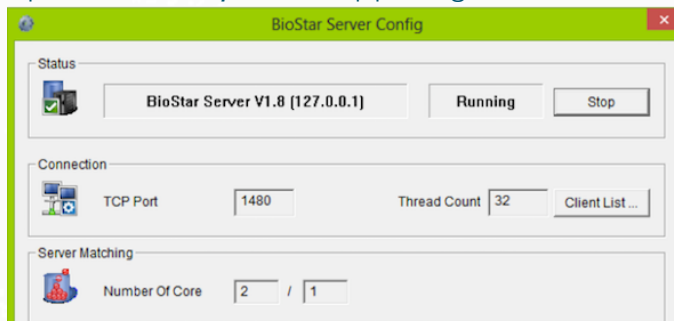
Open BioStar Server Config

When the installation is successful, open BioStar Server Config by right clicking on the icon and selecting *Run as Administrator*.



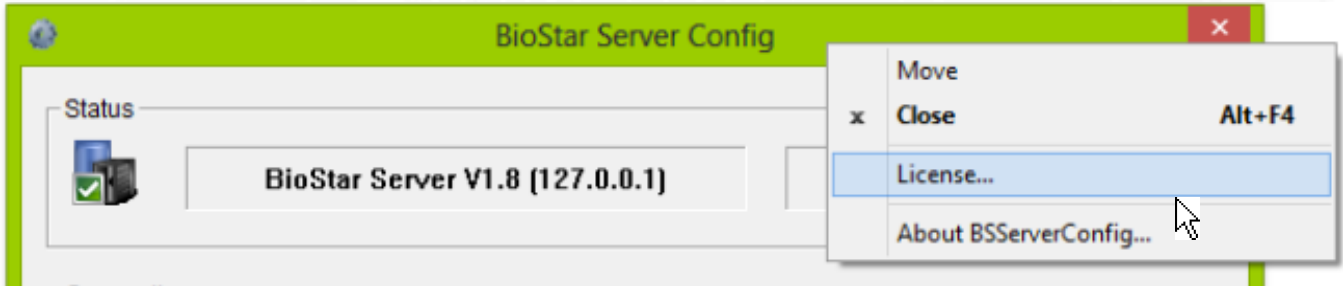
Stop the Server

When the Server is open, click *Stop* in the upper right hand corner to stop the server.



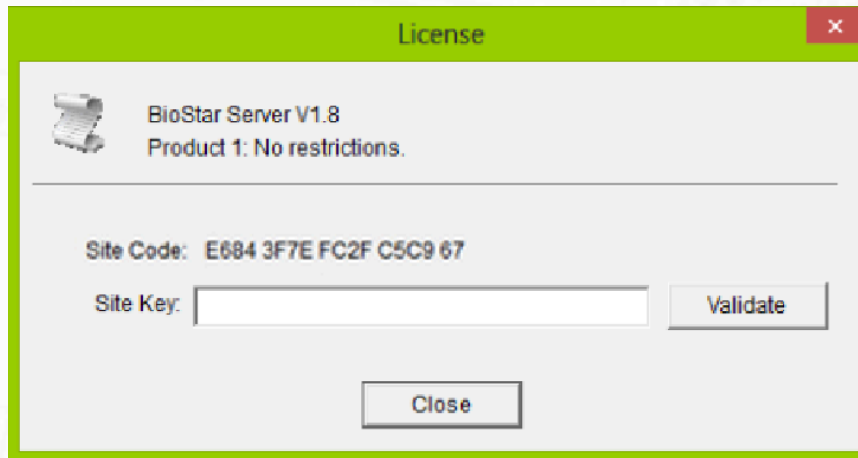
License

Right click on the title bar and select *License...*



Contact Entertech Support Team

When the process has been successful, it will give you a site code shown below. Once this has been completed call Entertech Systems support at 1-855-368-3743 or email support@entertechsystems.com with appropriate BioStar ACM Key or proof of purchase.



NOTE: If you are using a Virtual Machine this process must be completed from the console or platform being used to manage the VM environment. This cannot be completed from a standard remote desktop session.